


Set up your personal fundraiser page

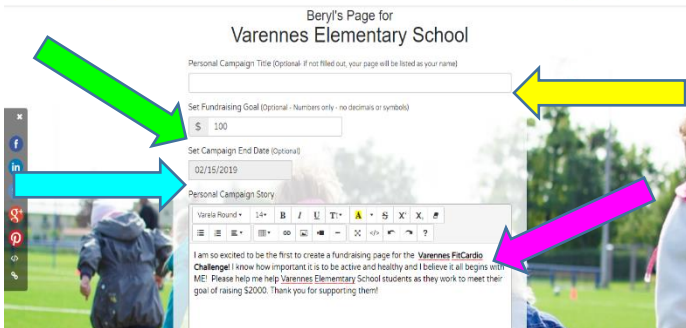
1. With parents' permission click on your school's name from the SC FitMe page at <https://scahperd.wildapricot.org/SC-FitMe-Schools>



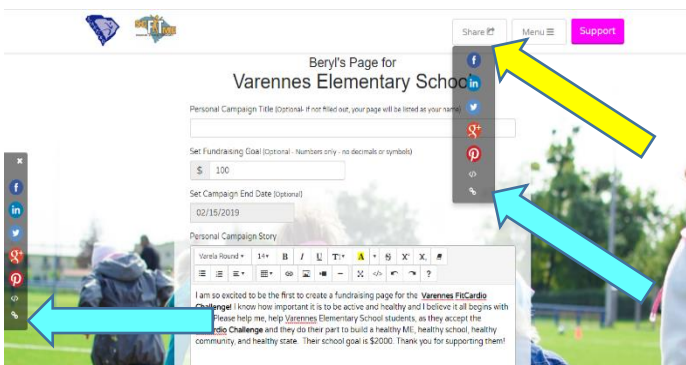
2. Click on "Become a Fundraiser"



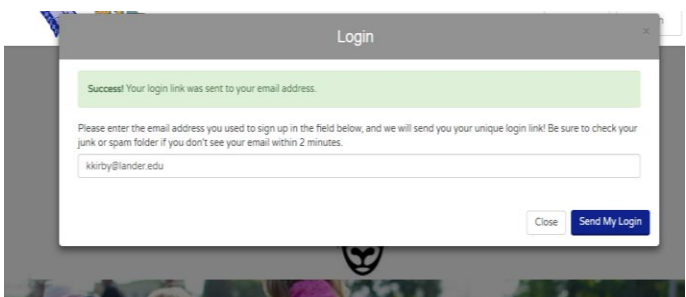
3. Enter the information requested on this page. You can also add a picture (optional).



4. Enter the Title of your campaign (optional), your personal fundraising goal, & the date your campaign ends. If you want to personalize your page and add "your story" and your request, insert text or create a video and insert here by adding the URL of the video from YouTube, Vimeo,...



5. Your parents can share your fundraising page on social media AND/OR by email. Click "Share" at the top of your page and the social media and URL links will appear at the top and on the side. The bottom link is the URL address for your fundraising page. Copy the URL and paste it into an email to share with your family



6. If you need to edit your fundraising page, click on Log-in at the top of your page and enter your email address. You will receive an email with your login information. Once you log-in, you can edit your page.